

Heating, Ventilation and Air Conditioning (HVAC) Program Review

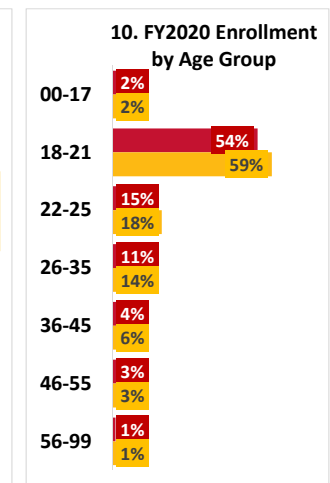
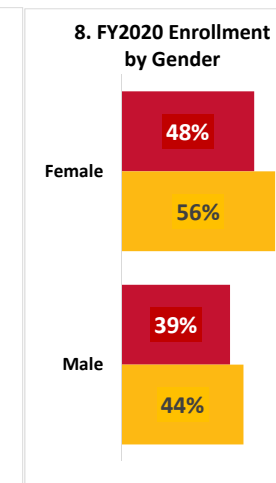
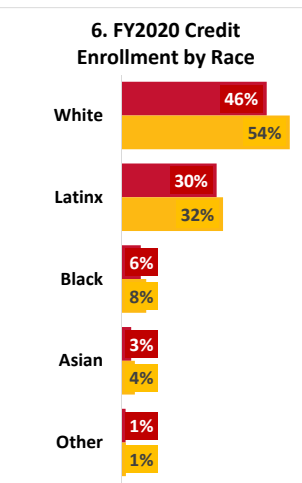
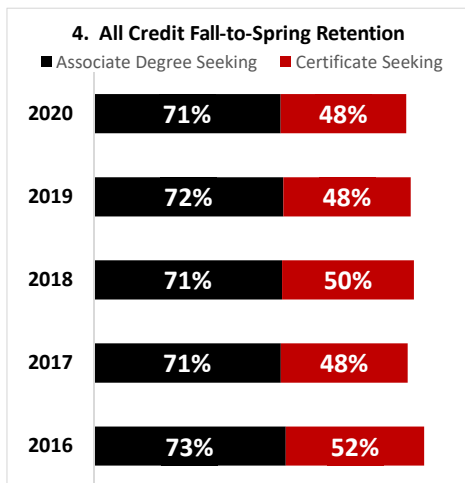
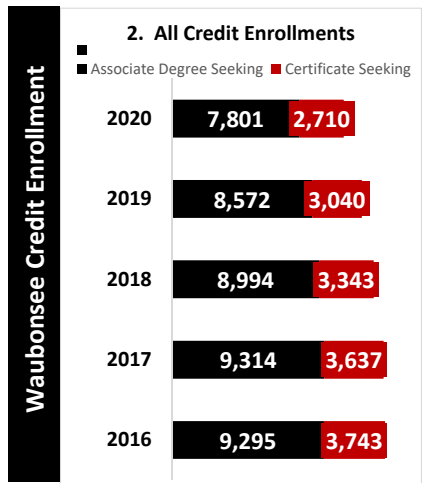
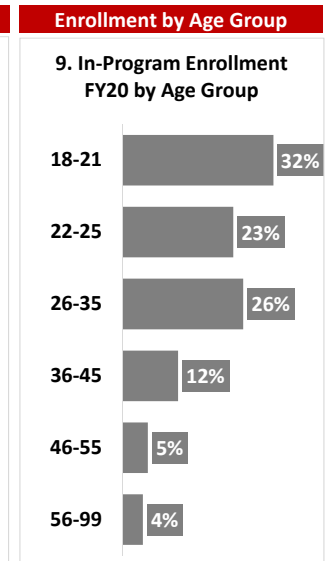
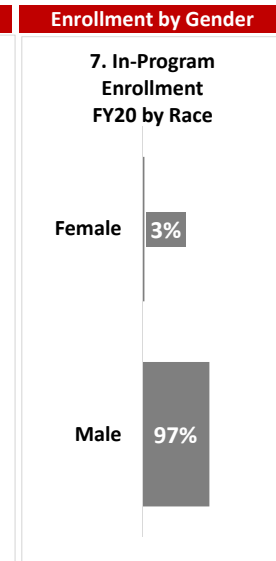
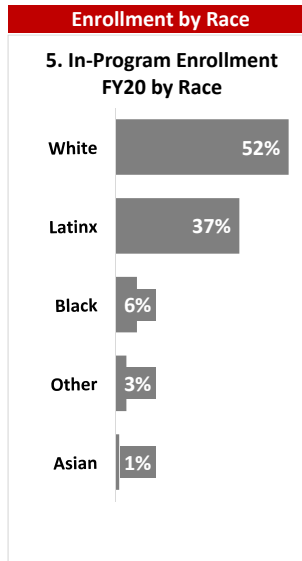
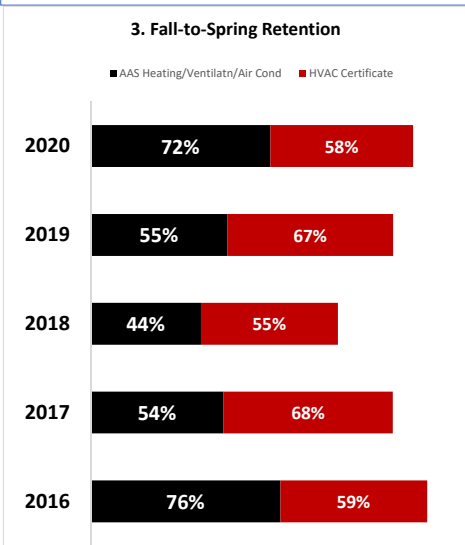
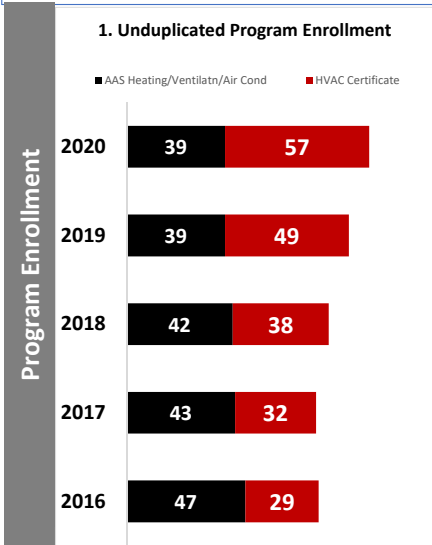
Enrollment and Retention Analysis

Provided below is enrollment and retention information for this program. All Credit Waubonsee Community College population information is provided for comparison purposes. Fiscal year is the summer, fall, and following spring semesters.

Unduplicated In-Program Enrollment is the number of students that selected this program code in Banner in the identified fiscal year. Each student is only counted as in this program once per fiscal year.

Fall-to-Spring Retention is the percent of students that were enrolled in a program the fall that continued enrollment in any credit courses in the spring semester. Each bar represents the Fall-to-Spring Retention rate for each fiscal year.

FY2020 Enrollment Demographic Breakdown is displayed for the most recently completed fiscal year only. It is broken out by race, gender, and age group.



Heating, Ventilation and Air Conditioning (HVAC) Program Review

Awarded Degree or Certificate Information

Provided below is degree/certificate outcome information for this program. All Waubonsee Community College population information is provided for comparison purposes. Fiscal year is the summer, fall, and following spring semesters.

Duplicated Degree/Certificate Headcount is the number of degrees/certificates confirmed in this degree code in Banner during the identified fiscal year. Students may have graduated with multiple degrees/certificates during a fiscal year, so the number of degrees/certificates may not equal the number of graduated students.

Average Terms to Degree/Certificate counts the average terms elapsed (including summers) between a student's first term at Waubonsee and the term they graduate with a degree/certificate. (High school enrollments are not counted as a student's first term at Waubonsee.)

Percent of Degrees Earned Within 3 Years can be compared to the number of degrees or certificates earned by referring to the first two graphs.

