

Introduction to Achieving the Dream



WAUBONSEE

COMMUNITY COLLEGE

@achievethe dream

#ATDNetwork

#ATDToday

Achieving
the Dream 





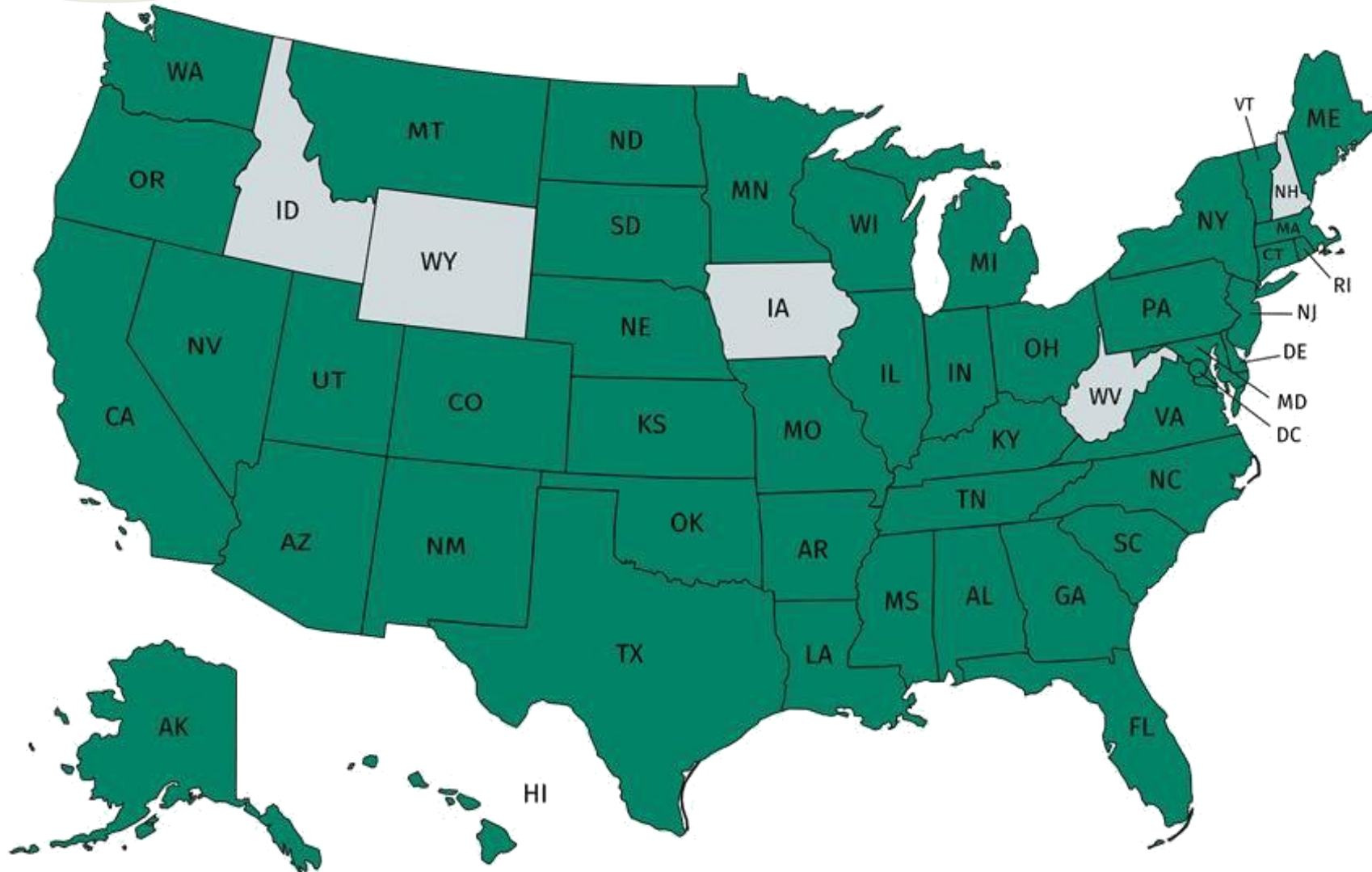
Cheryl D. Calhoun, Ph.D.
Leadership Coach



H. Leon Hill
Data, Analytics & Technology Coach

ATD Coaches

Achieving the Dream's Network



318
Colleges

45
States



2024 Network Cohort

Clovis Community College (California)
East Central College (Missouri)
Frederick Community College (Maryland)
Howard Community College (Maryland)
Madera Community College (California)
Midland College (Texas)
Phoenix College (Arizona)
Waubonsee Community College (Illinois)



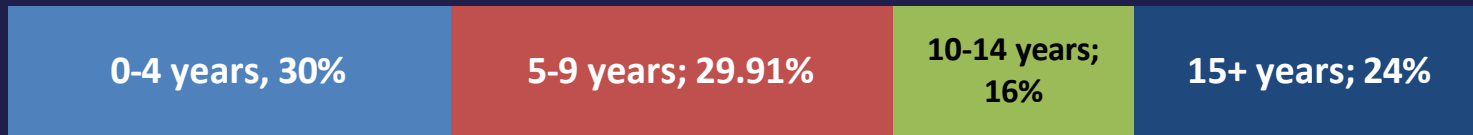
2024 Snapshot: Credit Student Demographics

Metric	National Public 2-Year	ATD Network
Annual enrollment	10.5 million	2.0 million
% Full-time students	28–36%	38%
% Part-time students	64–72%	62%
% Students who are women	57%	59%
% FTFT Pell recipients	32–33%	50%



Network Influence

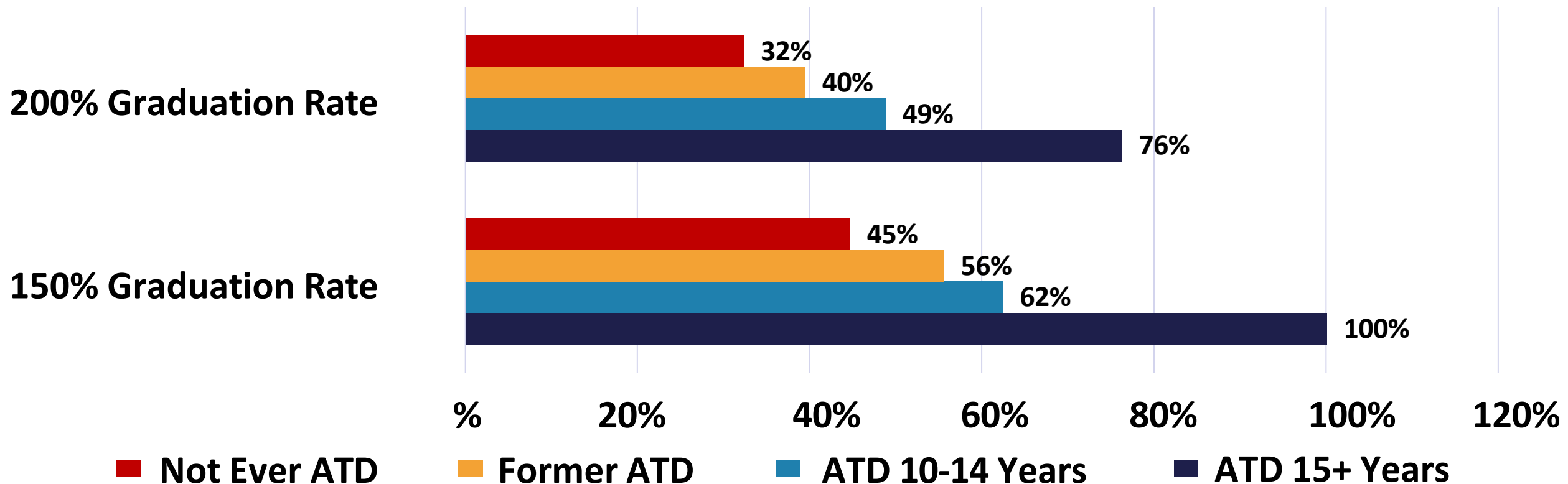
Distribution of ATD colleges by Years in Network



1. **Network colleges have lower graduation rates** when they start their journey with ATD than non-ATD colleges.
2. Network college **completion rates are increasing** much more quickly than non-ATD colleges
3. **The longer a college stays in the Network**, the better their completion rates.

ATD Impact: Graduation Rates of ATD Colleges

150% and 200% Graduation Rate Growth Rate (2013-2022)



Source: Calculated by ATD Research Team using NCES, IPEDS, 2022.



Architecture of Success



Foundations of Transformation

Work intensively with a team of ATD coaches to build foundational capacities for student success.



Coaching

Build upon Foundations of Transformation with structured guidance, ongoing feedback, and collaborative accountability.



Seminars

Exchange ideas with teams from several community colleges in structured series culminating with a tailored action plan.



Assessments

Make informed decisions about opportunities for improvement with our thorough evaluations of institutional performance.



Workshops

Learn specific skills in hands-on, interactive training sessions that dig into foundational strategies and practices.



Foundations of Transformation

Year One

Summer

Kickoff Institute

Fall Semester

Coach Site Visit

Monthly Coach Calls

Spring Semester

Coach Site Visits

DREAM Conference

ICAT

Monthly Coach Calls

Action Plan

Recommended activities: Webinars, Workshops

Year Two

Fall Semester

Coach Site Visit

Monthly Coach Calls

Spring Semester

Coach Site Visit

DREAM Conference

Monthly Coach Calls

Annual Reflection

Recommended activities: Webinars, Workshops

Year Three

Fall Semester

Coach Site Visit

Monthly Coach Calls

Spring Semester

Coach Site Visit

DREAM Conference

Monthly Coach Calls

Annual Reflection



Institutional Capacity Framework and Assessment Tool (ICAT)

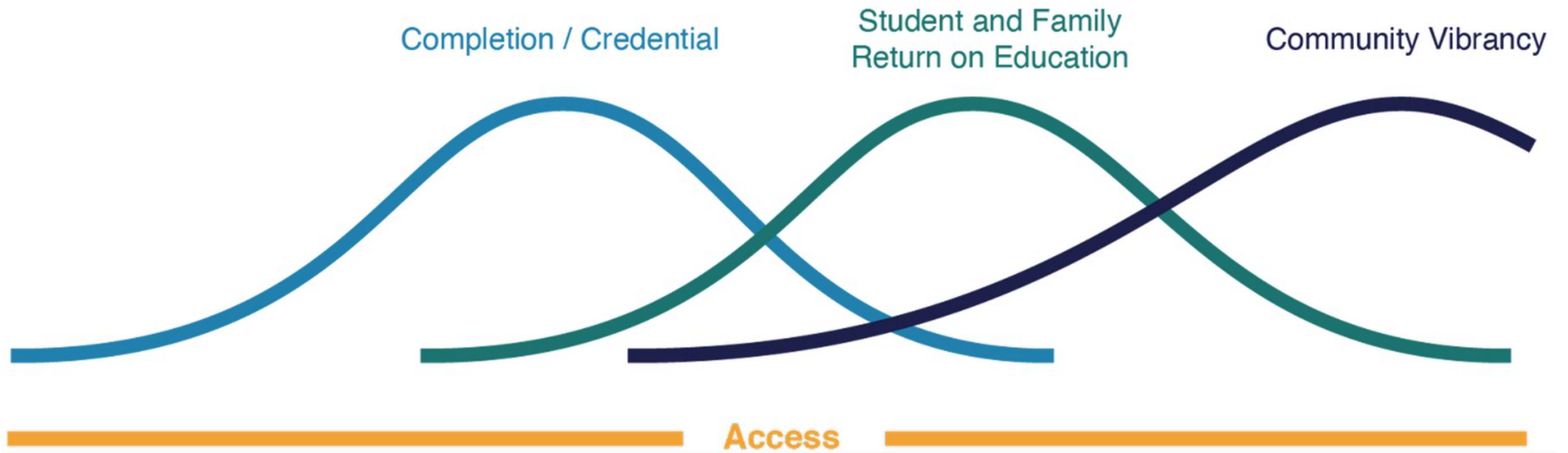
Understand where you've been, so that your campus can build a path forward, grounded in the fundamentals that make transformation possible.

Achieving the Dream's Institutional Capacity Framework is a comprehensive approach to addressing the emerging needs of the field to improve results for all students. The framework is built on seven essential capacities for colleges to create the student-focused culture that promotes student success.

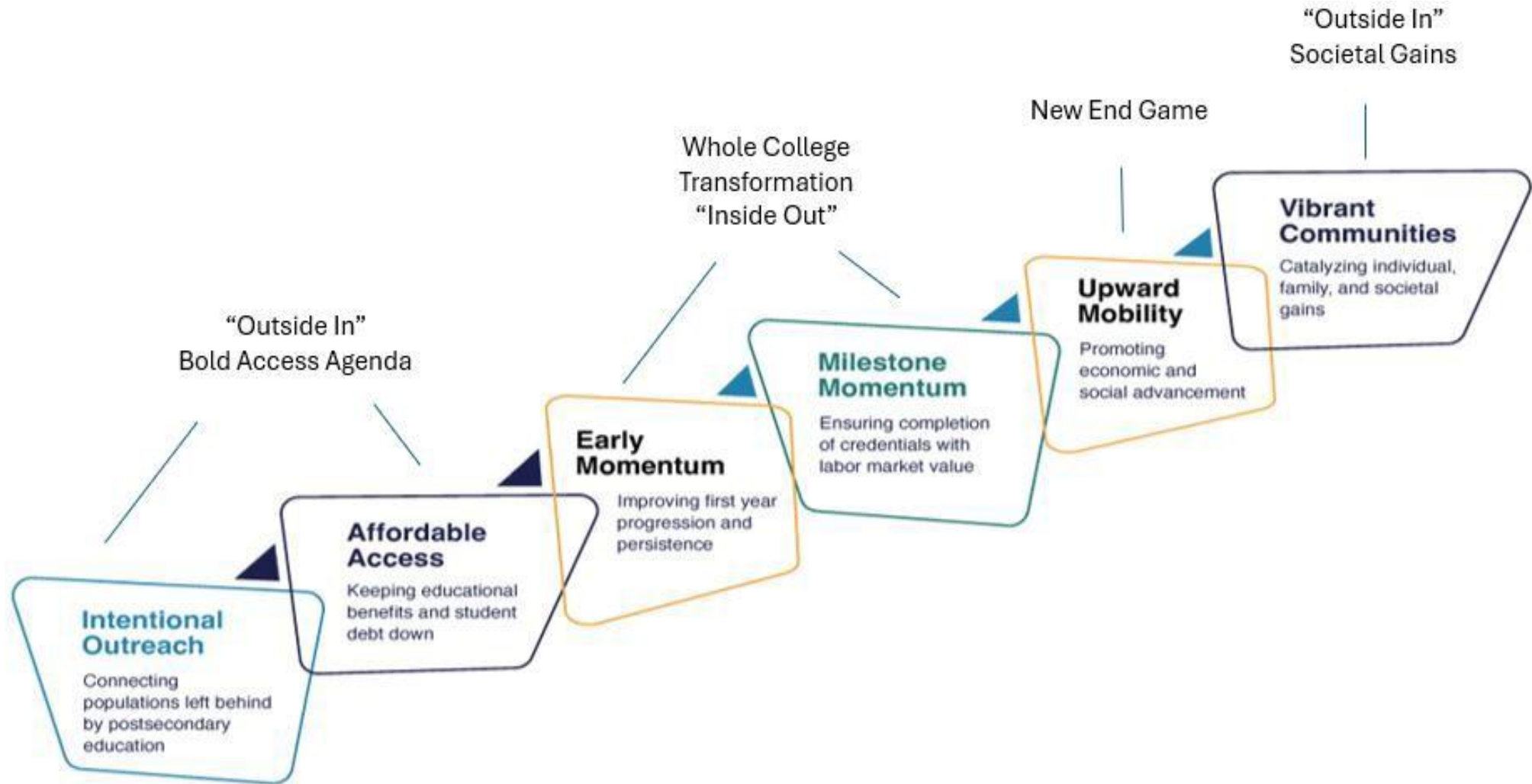


Achieving
the **Dream** 

The Evolving Student Success Agenda



A Transformational Framework




What does the Community Vibrancy Framework do?

The Framework advances efforts of community colleges to:

- Conduct intentional outreach
- Expand affordable access
- Create early momentum
- Ensure completion of degrees and credentials with labor market value.
- Spark upward mobility
- Establish vibrant communities (individual, family, and societal gains)

@AchieveTheDream #ATDNetwork



THANK YOU!

Achieving
the **Dream** 